






WINTER






TIRES WITH SPECIFIC WINTER PROPERTIES FOR SUPERB SNOW TRACTION AND SAFE HANDLING FOR FLEETS OPERATING IN NORDIC REGIONS OR HIGH MOUNTAIN AREAS WHERE PROFESSIONAL WINTER CHARACTERISTICS ARE REQUIRED. THE LATEST TECHNOLOGY COMPOUNDS AND A DEEP-SIPE BASED TREAD PATTERN, PROVIDE EXCELLENT WINTER PERFORMANCE AND COMPETITIVE MILEAGE FOR SEVERE WINTER APPLICATIONS.

TECHNICAL DATA

GSW226

Size	LI	SI	Pattern		Rim	Load Single Kg	Load Dual Kg		Noise dB			
315/70R22.5	156/150 (154/150)	L (M)	GSW226	3PMSF	9.00	4000	3350	312 1014	72	B	C	D
315/80R22.5	158/150(154/150)	L (M)	GSW226	3PMSF	9.00	4250	3350	312 1076	72	B	C	D
385/55R22.5	158 (160)	L (J)	GSW226	3PMSF	12.25	4250		386 996	73	B	B	D
385/65R22.5	164 (160)	K (L)	GSW226	3PMSF	11.75	5000		389 1072	72	B	B	D

GDR621+

Size	LI	SI	Pattern		Rim	Load Single Kg	Load Dual Kg		Noise dB			
315/70R22.5	154/150 (152/148)	L (M)	GDR621+	3PMSF	9.00	3750	3350	312 1014	75	B	B	D
315/80R22.5	158/150 (154/150)	L (M)	GDR621+	3PMSF	9.00	4250	3350	312 1076	75	B	B	D

WINTER

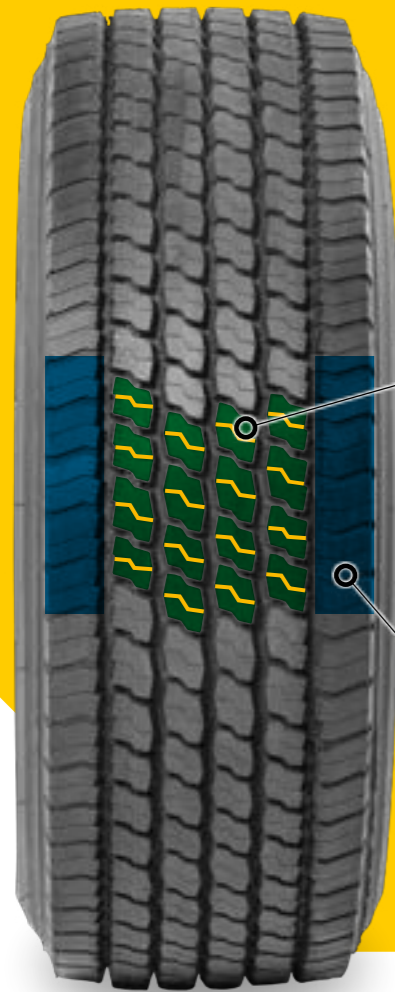


Enjoy Driving



GSW226

GDR621+



Optimized block edge elements in combination with deep snow sipes provide excellent grip and safe feeling in all road conditions.

Wide and robust shoulders ensure higher stability in steering and cornering keeping on the same time low noise and high driving comfort.



Latest generation Giti tread compound for superior performance in winter and all-season conditions. Plus "+" on the sidewall stays for enhanced abrasion resistance tread compound vs. previous GDR621 generation.

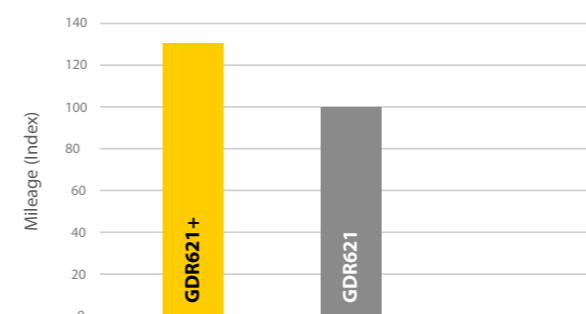
Deep tread depth and specific block sipes for outstanding traction and excellent mileage in every condition.



STEER AND TRAILER AXLE PATTERN FOR SNOW, ICE AND WET ROAD CONDITIONS

- > 3PMSF tested and certified for severe winter performance
- > Excellent winter handling properties with high mileage potential

Giti Field test results in EU fleets



UPGRADED VERSION OF GITI DRIVE TIRE FOR WINTER AND ALL SEASONS CONDITIONS

- > GDR621+ features latest tread compound for improved road performances
- > Fleet test run in Austria confirmed +30% mileage improvement while all other performances have been kept at same level
- > 3PMSF Certified