







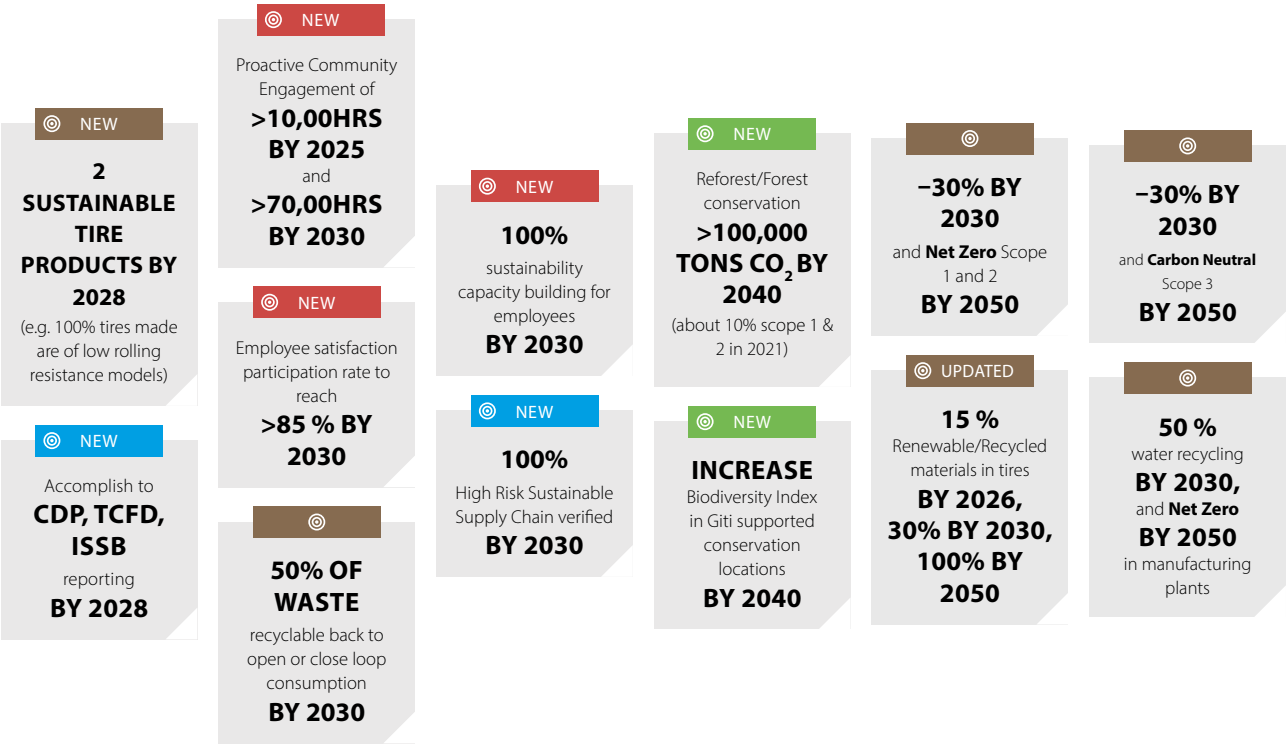
TECHNICAL DATA





Size	LI	SI	Pattern		Rim	Load Single Kg	Load Dual Kg			Noise dB			
315/80R22.5	158/150 (154/150)	K (L)	GAM838	3PMSF	9.00	4250	3350	312	1076	70	A	A	C
13R22.5	156/150 (154/150)	K (L)	GAM831	3PMSF	9.75	4000	3350	320	1124	74	B	B	D
315/80R22.5	158/150 (154/150)	K (L)	GAM831	3PMSF	9.00	4250	3350	312	1076	73	A	B	D
295/80R22.5	154/149 (152/149)	K (L)	GAM837	3PMSF	9.00	3750	3250	298	1044	73	B	C	C
13R22.5	156/150	K	GDM686+	3PMSF	9.75	4000	3350	320	1124	73	A	B	E
12R22.5	152/148	K	GDM686	3PMSF	9.00	3550	3150	300	1085	73	A	B	E
295/80R22.5	152/149	K	GDM686	3PMSF	9.00	3550	3250	298	1050	73	A	B	D
315/80R22.5	158/150	K	GDM686	3PMSF	9.00	4250	3350	312	1076	73	A	B	D
13R22.5	156/150	K	GDM687	3PMSF	9.75	4000	3350	320	1124	73	A	B	D
315/80R22.5	156/150	K	GDM687	3PMSF	9.00	4000	3350	312	1076	73	A	B	D
385/65R22.5	164 (158)	K (L)	GAM851	3PMSF	11.75	5000		389	1072	72	B	B	C
425/65R22.5	165	K	GAM851	3PMSF	12.25	5150		422	1124	72	B	B	C
445/65R22.5	169	K	GAM851	3PMSF	13.00	5800		444	1150	72	B	B	C

MIXED SERVICE

TIRES DESIGNED TO MOVE FORWARD AND CLIMB OVER EVERY OBSTACLE IN THE ROUGHEST WORKING TERRAINS THANKS TO SPECIFIC AND ROBUST TECHNICAL SOLUTIONS IN BOTH THE CASING AND TREAD AREAS. THE MIXED SERVICE SEGMENT OFFERS A COMPLETE RANGE OF FRONT, DRIVE, AND TRAILER TIRES DEVELOPED TO ALLOW FLEETS TO WORK WITHOUT RESTRICTIONS AT TOUGH WORK SITES AND ACHIEVE VERY HIGH MILEAGE WHEN USED ON ASPHALT ROADS. ENHANCED MATERIALS ARE USED IN COMBINATION WITH STATE-OF-THE-ART TIRE DESIGNS TO OFFER A RELIABLE SOLUTION FOR HEAVY OPERATIONS.

SUSTAINABILITY KPIS UP TO 2050



-  Brown Environmental
-  Green Environmental
-  Social
-  Governance

CDP: Carbon Disclosure Project
TCFD: Task Force on Climate-related Financial Disclosures
ISSB: The International Sustainability Standards Board



Enjoy Driving



TIRES

GAM838

LATEST GENERATION STEER TIRE FOR ON/OFF ROAD APPLICATION

- > New tread and compound design for outstanding mileage
- > Pattern design with improved on-road characteristics
- > 3PMSF Certified



GAM831

AN ALL-AXLE POSITION TIRE DESIGNED FOR VARIED ON/OFF-ROAD OPERATIONS

- > A combination of rib and lug design with enhanced tread profile gives good self-cleaning properties
- > The anti-cut-and-chip compound provides excellent protection against damage from impacts, cuts and abrasions
- > 3PMSF Certified



GAM851

NEW WIDE BASE STEER AND TRAILER DESIGN PROVIDES EXCEPTIONAL PERFORMANCE IN ROUGH TERRAIN APPLICATIONS

- > Superb resistance to tread tearing, impacts, and casing damage in on/off-road conditions
- > Very regular wear pattern, delivering excellent mileage performance
- > 3PMSF Certified



GDM687

LATEST DRIVE TIRE GENERATION WITH INCREASED MILEAGE FOR ON/OFF-ROAD APPLICATION

- > New tread and compound design for outstanding mileage
- > Directional pattern with superior traction



GDM686 GDM686+

GDM686 IS AN AGGRESSIVE DIRECTIONAL DEEP-TREAD DRIVE AXLE PATTERN FOR ON/OFF-ROAD APPLICATIONS

- > Plus „+“ version for significant mileage increase compared to GDM686
- > Advanced anti-cut-and-chip compound with robust casing construction, providing high retreadability
- > Provides exceptional grip in rough terrain conditions as well as in winter conditions



GAM837

AN ALL-AXLE POSITION TIRE DESIGNED FOR VARIED ON/OFF-ROAD OPERATIONS

- > A combination of rib and lug design with enhanced tread profile gives good self-cleaning properties
- > The anti-cut-and-chip compound provides excellent protection against damage from impacts, cuts and abrasions
- > 3PMSF Certified

